

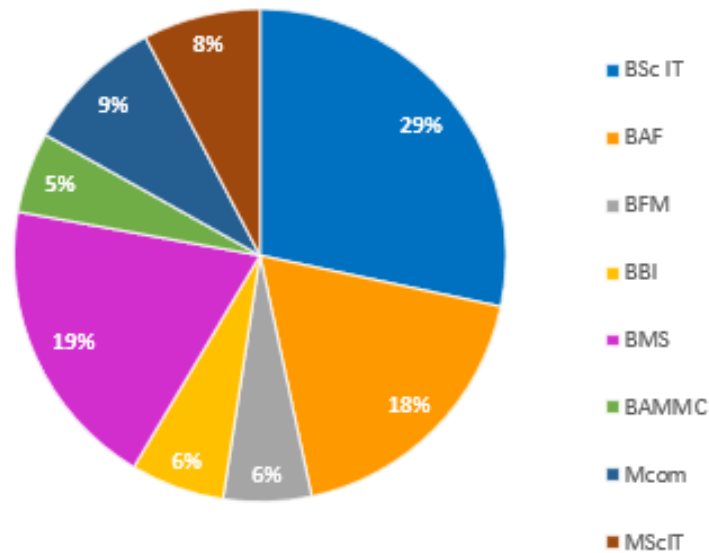
FEEDBACK ANALYSIS REPORT Academic Year 2021-22 Stakeholders Report on Curriculum

STUDENTS FEEDBACK ANALYSIS ON CURRICULUM

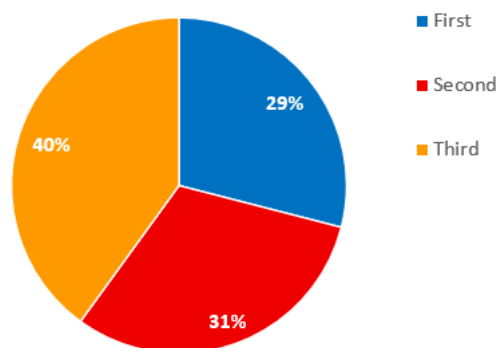
Link of Feedback Form:

https://docs.google.com/forms/d/e/1FAIpQLSeqz3K4ww8OrpEqP2Uy9QJNGHECfBT0MWcxj_A-sxXbaeTXw/viewform

TOTAL RESPONSES: 2687

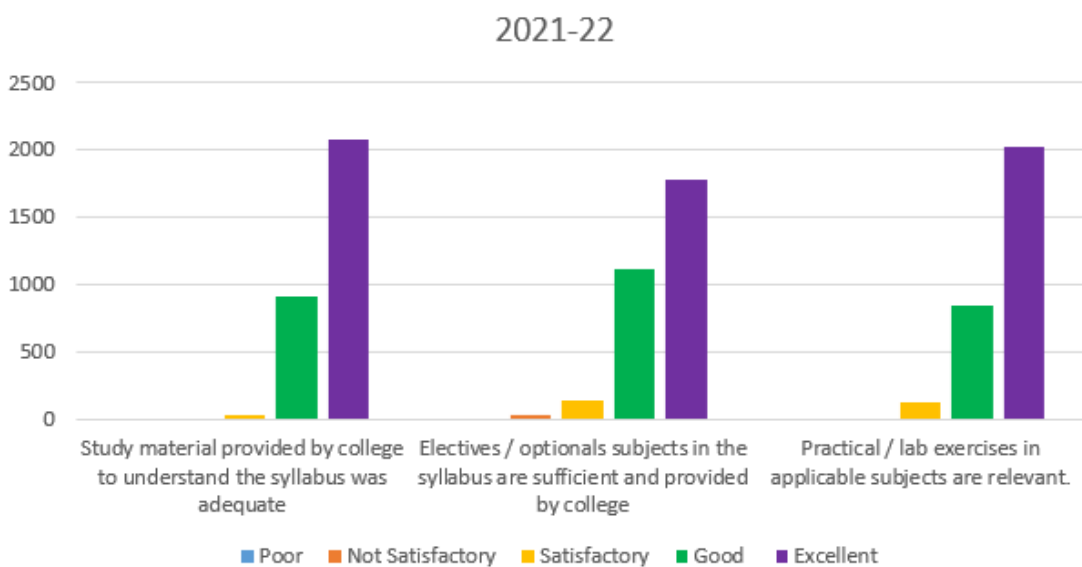
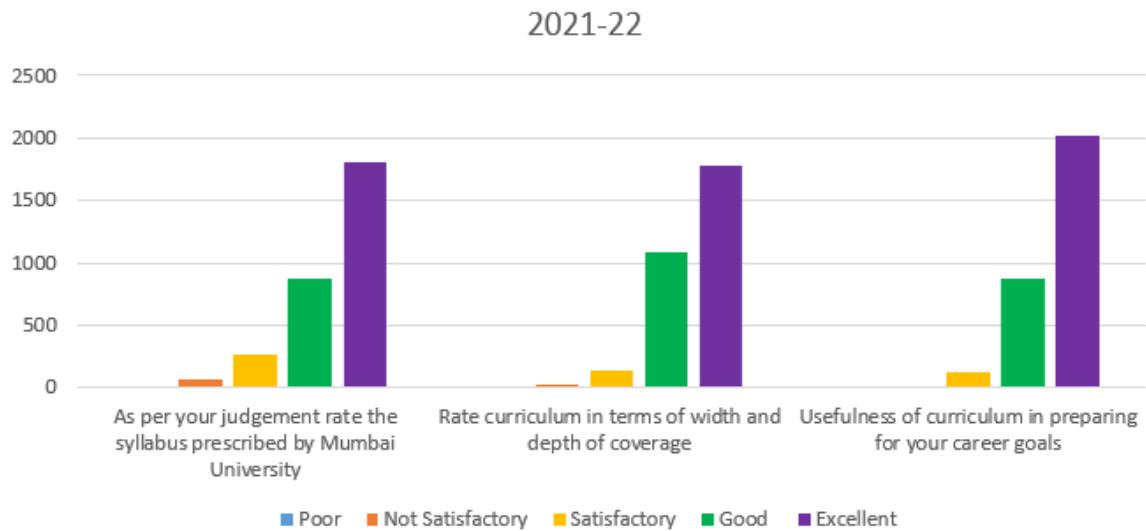


YEAR



STUDENT’S RESPONSES

CURRICULUM



FEEDBACK ANALYSIS ON CURRICULUM

Following inferences are drawn from the ratings given.

Following coding was done for the feedback analysis,

Poor = 1, Not satisfactory = 2, Satisfactory = 3, Good = 4, Excellent = 5

Attribute 1. Syllabus Prescribed by Mumbai University

- Mean: 4.5
- Median: 4
- Standard Deviation: 0.72

Inference

The mean of the student's feedback is above 4, which signifies most of the students have rated the syllabus prescribed by Mumbai University either good or excellent.

Median of the data is also 4, which signifies that there are no extremities in the feedback and median is almost near to mean.

Standard Deviation is minimal which signifies that most of the students are satisfied with the prescribed syllabus of university.

Attribute 2 Width and depth of coverage of syllabus

- Mean: 4.5
- Median: 4
- Standard Deviation: 0.9

The mean of the student's feedback is above 4, which signifies most of the students are satisfied with width and depth of coverage of syllabus. **Post-COVID** the **teaching-learning methodology** further improved which helped to cover syllabus in better manner.

Median of the data is also 4, which signifies that there are no extremities in the feedback and median is almost near to mean.

Standard Deviation is minimal which signifies that institute is teaching deep and wider domains of syllabus.

Attribute 3. Usefulness of curriculum in preparing for your career goals

- Mean: 4.6
- Median: 4
- Standard Deviation: 0.7

The mean of the student's feedback is above 4, which signifies most of the students are satisfied with usefulness of curriculum in preparing for your career goals. More **internships and employment** avenues opened up after the pandemic.

Median of the data is also 4, which signifies that there are no extremities in the feedback and median is almost near to mean.

Standard Deviation is minimal which signifies that prescribed syllabus is helping students to reach their career goals.

Attribute 4. **Study material provided by college to understand the syllabus**

- Mean: 4.7
- Median: 4
- Standard Deviation: 0.7

The mean of the student's feedback is above 4, which signifies that study material provided by college. Institute has recently collaborated with **Microsoft Teams**, wherein all the **digital content and assignments** are uploaded for all the students. Institute's online cloud **V-refer** helped to consolidate all study material (**e-book, case study, digital content, lecture ppt,etc**) under single umbrella.

Median of the data is also 4, which signifies that there are no extremities in the feedback and median is almost near to mean.

Standard Deviation is minimal which signifies that institute is proactive to provide study material in **digital as well as physical** form.

Attribute 5. **Electives / optional subjects in the syllabus**

- Mean: 4.6
- Median: 4
- Standard Deviation: 0.7

The mean of the student's feedback is above 4, which signifies most of the students are satisfied with elective subjects provided by college. Bachelor of Management students can opt for various streams such as **Marketing, HR and Finance** based on their preference. Information technology students can opt for **Artificial Intelligence, Linux. Next Generation Technology, Cyber Laws**, etc.

Median of the data is also 4, which signifies that there are no extremities in the feedback and median is almost near to mean.

Standard Deviation is minimal which signifies that institute is inculcating various electives across the courses.

Attribute 6. Practical / lab exercises in applicable subjects

- Mean: 4.6
- Median: 4
- Standard Deviation: 0.7

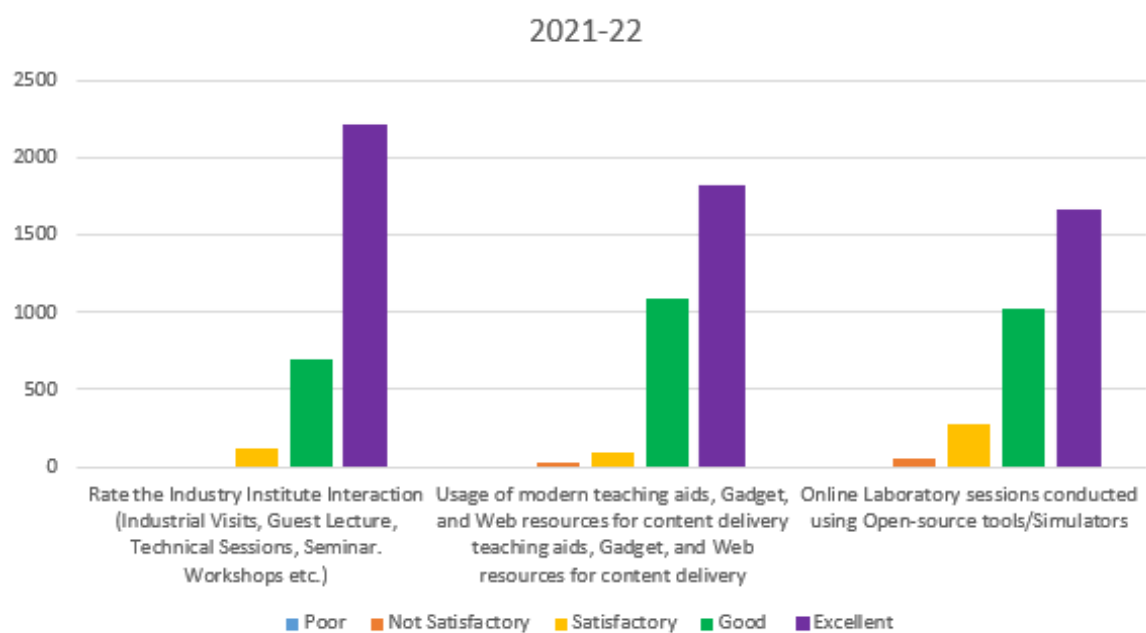
The mean of the student’s feedback is above 4, which signifies most of the students are satisfied with the practical / lab exercise conducted from the curriculum. Practical experiment started with **hands-on** experience post pandemic.

Median of the data is also 4, which signifies that there are no extremities in the feedback and median is almost near to mean.

Standard Deviation is minimal which signifies that institute is inculcating lab exercises for curriculum enhancement.

STUDENT’S RESPONSES

ACADEMIC EXTENSION



Following inferences are drawn from the ratings given.

Following coding was done for the feedback analysis,

Poor = 1, Not satisfactory = 2, Satisfactory = 3, Good = 4, Excellent = 5

FEEDBACK ANALYSIS ON ACADEMIC AND CURRICULUM EXTENSION

Attribute 7. Industry Institute Integration

- Mean: 4.7
- Median: 4
- Standard Deviation: 0.67

Inference

The mean of the student's feedback is above 4, which signifies most of the students have rated industry Institute either good or excellent.

Median of the data is also 4, which signifies that there are no extremities in the feedback and median is almost near to mean.

Standard Deviation is minimal which signifies that institute's curriculum is well aligned with industry requirement as per majority of student's feedback

Attribute 8. Usage of modern teaching aids, Gadget, and Web resources for content delivery

- Mean: 4.6
- Median: 4
- Standard Deviation: 0.83

The mean of the student's feedback is above 4, which signifies most of the students are satisfied with the usage of modern teaching aids in teaching methods.

Median of the data is also 4, which signifies that there are no extremities in the feedback and median is almost near to mean.

Standard Deviation is minimal which signifies that institute is inculcating modern teaching aids, Gadget, and Web resources for curriculum delivery.

Attribute 9. Online Laboratory sessions conducted using Open source tools/Simulators

- Mean: 4.4
- Median: 4
- Standard Deviation: 0.72

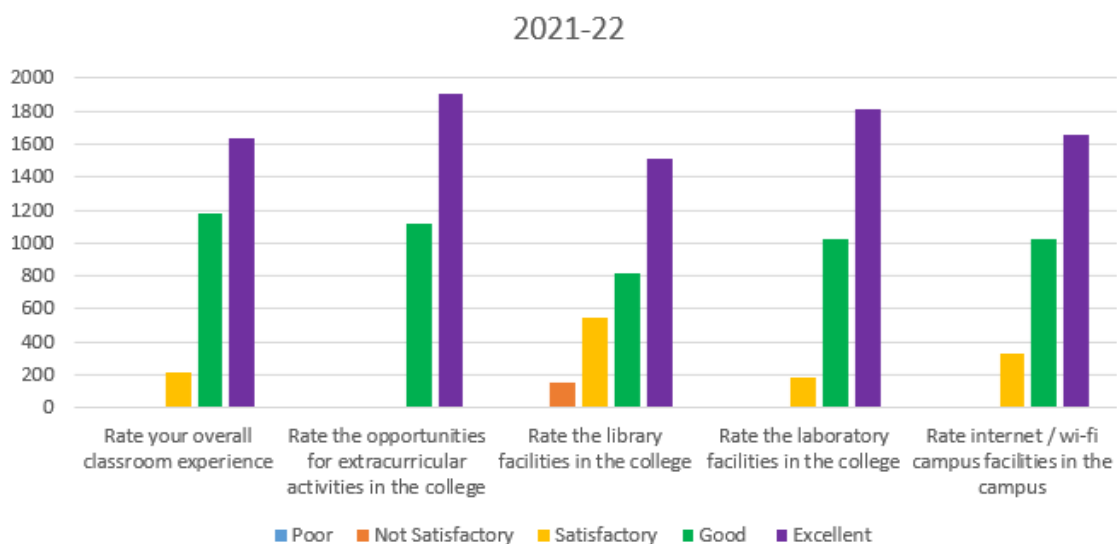
The mean of the student’s feedback is above 4, which signifies most of the students are satisfied with the usage of open-source simulators.

Median of the data is also 4, which signifies that there are no extremities in the feedback and median is almost near to mean.

Standard Deviation is minimal which signifies that institute is inculcating simulators and open-source tools for curriculum enhancement.

STUDENT’S RESPONSES

ACADEMIC INFRASTRUCTURE



Following inferences are drawn from the ratings given.

Following coding was done for the feedback analysis,

Poor = 1, Not satisfactory = 2, Satisfactory = 3, Good = 4, Excellent = 5

FEEDBACK ANALYSIS ON ACADEMIC INFRASTRUCTURE

Following inferences are drawn from the ratings given by teachers to above attributes.

Following coding was done for the feedback analysis,

Poor = 1, Not satisfactory = 2, Satisfactory = 3, Good = 4, Excellent = 5

Attribute 10 : Classroom Experience

- Mean: 4.5
- Median: 4
- Standard Deviation: 0.37

Inference

The mean of the student's feedback is above 4, which signifies most of the students have rated overall classroom experience as either good or excellent. All our classrooms have **projectors** for **teaching enhancement**. Our teachers take dedicated efforts to make **classroom lively** and educative. The institute has also initiated with **lecture capture** for ease of students. Beyond syllabus activities such as **debates, case studies, pop quiz** made classrooms vibrant.

Median of the data is also 4, which signifies that there are no extremities in the feedback and median is almost near to mean.

Standard Deviation is minimal which signifies that institute's overall classroom experience is above satisfactory.

Attribute 11 : Opportunities for extracurricular activities in the college

- Mean: 4.6
- Median: 5
- Standard Deviation: 0.4

The mean of the student's feedback is above 4, which signifies most of the students are satisfied with the opportunities provided by college for extracurricular activities. Our institute has **cultural festivals, sports league, research competitions** which makes campus vibrant.

Various committee such as **Marathi Vangmay Madal, Student Council, DLLE, NSS, Legal Club, Enactus, Commerce Association, etc.** help to bring out true potential of students.

Median of the data is also 4, which signifies that there are no extremities in the feedback and median is almost near to mean.

Standard Deviation is minimal which signifies that provides ample opportunity for students in extra-curricular activities.

Attribute 12: Library facilities in the college

- Mean: 4.2
- Median: 4
- Standard Deviation: 0.7

The mean of the student's feedback is above 4, which signifies most of the students are satisfied with the library facilities. Library facility hosts wider range of physical books along access to myriad of digital content.

Median of the data is also 4, which signifies that there are no extremities in the feedback and median is almost near to mean.

Standard Deviation is minimal which signifies that institute has larger above satisfactory library facilities.

Attribute 13 : laboratory facilities in the college

- Mean: 4.5
- Median: 4
- Standard Deviation: 0.7

The mean of the student's feedback is above 4, which signifies most of the students are satisfied with the laboratory facilities in the college.

Median of the data is also 4, which signifies that there are no extremities in the feedback and median is almost near to mean.

Standard Deviation is minimal which signifies that institute is inculcating new age facilities in various laboratory.

Attribute 14 : Internet / wi-fi campus facilities in the campus

- Mean: 4.4
- Median: 4
- Standard Deviation: 0.7

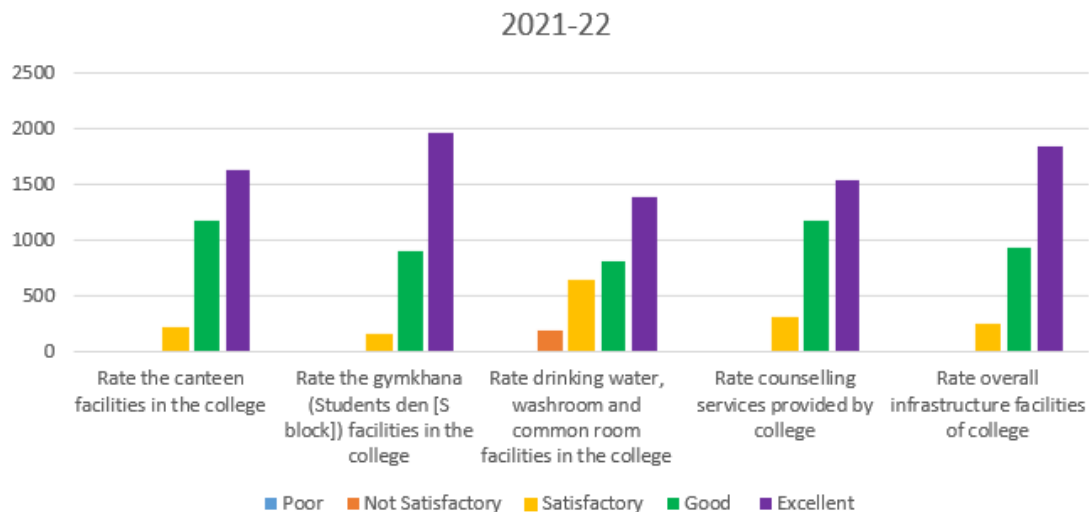
The mean of the student's feedback is above 4, which signifies most of the students are satisfied with the internet facilities and **wi-fi enabled campus**. Our college has wi-fi enabled campus across which also facilitates students with **various digital educational resources**.

Median of the data is also 4, which signifies that there are no extremities in the feedback and median is almost near to mean.

Standard Deviation is minimal which signifies that institute has resolutely focused towards **digital India and digital campus**.

STUDENT’S RESPONSES

OVERALL INFRASTRUCTURE



Following inferences are drawn from the ratings given.

Following coding was done for the feedback analysis,

Poor = 1, Not satisfactory = 2, Satisfactory = 3, Good = 4, Excellent = 5

FEEDBACK ANALYSIS ON OVERALL INFRASTRUCTURE

Following inferences are drawn from the ratings given by teachers to above attributes.

Following coding was done for the feedback analysis,

Poor = 1, Not satisfactory = 2, Satisfactory = 3, Good = 4, Excellent = 5

Attribute 15 : Canteen facilities in the college

- Mean: 4.5
- Median: 5
- Standard Deviation: 0.6

Inference

The mean of the student’s feedback is above 4, which signifies most of the students have rated canteen facilities with good or excellent.

Median of the data is also 5, which signifies that there are no extremities in the feedback and median is almost near to mean.

Standard Deviation is minimal which signifies that institute's curriculum is well aligned with industry requirement as per majority of student's feedback

Attribute 16 : Gymkhana (Students den [S block]) facilities in the college

- Mean: 4.6
- Median: 5
- Standard Deviation: 0.3

The mean of the student's feedback is above 4, which signifies most of the students are satisfied with **Gymkhana (Students den [S block])** facilities in the college. Our institute has separate activity area which has facilities such as **Table Tennis, Pool, Chess, Online Gaming, Recording Room**, etc.

Median of the data is also 4, which signifies that there are no extremities in the feedback and median is almost near to mean.

Standard Deviation is minimal which signifies that institute has strived towards providing facilities for overall wellbeing of students.

Attribute 17 : Drinking water, washroom and common room facilities in the college

- Mean: 4.1
- Median: 4
- Standard Deviation: 0.7

The mean of the student's feedback is above 4, which signifies most of the students are satisfied with the **facilities such as drinking water, washroom and common room**, etc.

Median of the data is also 4, which signifies that there are no extremities in the feedback and median is almost near to mean and also standard Deviation is minimal.

Attribute 18 : Counselling services provided by college

- Mean: 4.4
- Median: 4
- Standard Deviation: 0.7

The mean of the student's feedback is 4, which signifies most of the students are satisfied with the counselling services provided at college. Our college have **visiting counsellor** to help students in **mental wellbeing**.

Median of the data is also 4, which signifies that there are no extremities in the feedback and median is almost near to mean.

Standard Deviation is minimal which signifies that institute provides **mental wellness support** for the students.

Attribute 19 : Overall infrastructure facilities of college

- Mean: 4.6
- Median: 4
- Standard Deviation: 0.7

The mean of the student's feedback is above 4, which signifies most of the students are satisfied with the overall infrastructure of the college. Contant efforts of the college to incrementally improve infrastructure.

Median of the data is also 4, which signifies that there are no extremities in the feedback and median is almost near to mean.

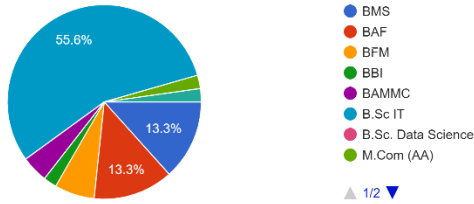
Standard Deviation is minimal which signifies that institute is constantly focusing on developing student friendly infrastructure.

TEACHER'S FEEDBACK ANALYSIS ON CURRICULUM

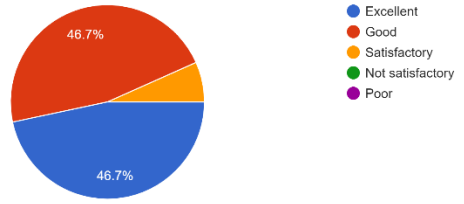
Link for teacher's feedback:

https://docs.google.com/forms/d/e/1FAIpQLSesx_awWM1lsg0wmDMD8Vmzs2xrhRS7hRG7Q5y5tsw3JDCjVA/viewform

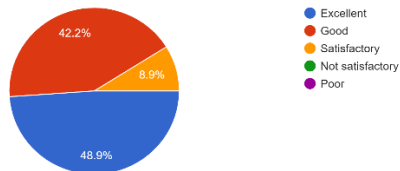
Department
45 responses



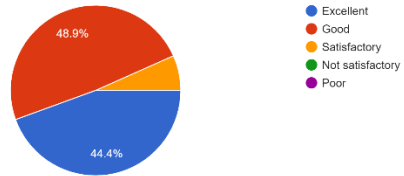
Rate the relevance of curriculum to the recent industrial developments.
45 responses



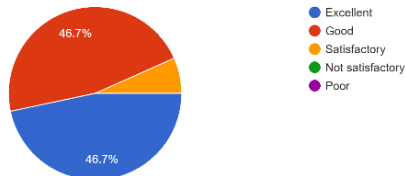
Rate the usefulness of syllabus to students for upgrading their hardware, software skills to with advanced tools in the industry.
45 responses



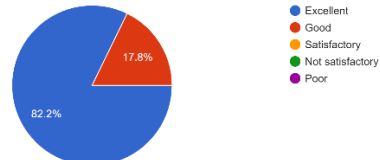
Rate the usefulness of course content to students for pursuing higher studies.
45 responses



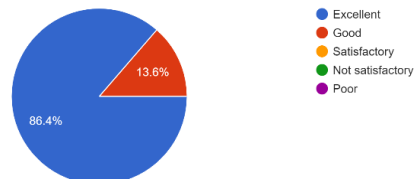
Rate the usefulness of course content for enhancing analytical and technical skills of the students.
45 responses



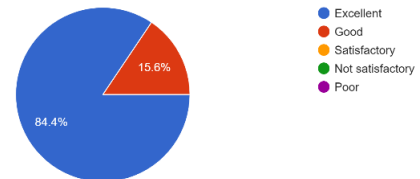
Rate the extra-curricular environment provided by the institute for holistic development of the students.
45 responses



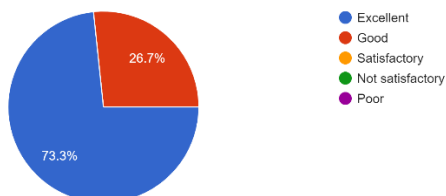
Rate the institutional support for conducting beyond syllabus activity.
44 responses



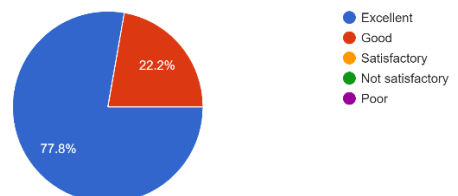
Rate the institutional support for conducting value added courses (VAC).
45 responses



Rate the use of ICT tools for efficient curriculum delivery.
45 responses



Rate the use of infrastructure facility for knowledge dissemination.
45 responses



Following inferences are drawn from the ratings given by teachers to above attributes.

1. Attribute No 1: **Relevance of syllabus to recent Industrial developments**

All the faculties are satisfied with relevance of syllabus to recent Industrial developments as the cumulative score is more than 4.

2. Attribute No 2: **Usefulness of course contents for upgrading software**

All the faculties are satisfied with usefulness of course contents for upgrading software, hardware skills of students as the cumulative score is more than 4.

3. Attribute No 3: **For pursuing higher studies**

All the faculties are satisfied with usefulness of the course contents to students for pursuing higher studies as the cumulative score is more than 4.

4. Attribute No 2: **Usefulness of course contents for enhancing analytical and technical skills**

All the faculties are satisfied with usefulness of course contents for enhancing analytical and technical skills of students as the cumulative score is more than 4.

5. Attribute No 5: **Extra-curricular environment provided by the institute for holistic development**

All the faculties are satisfied that extra-curricular environment provided by the institute for holistic development of students as the cumulative score is more than 4.

6. Attribute No 6: **Conduct of beyond syllabus activities**

All the faculties are satisfied with conduct of beyond syllabus activities as the cumulative score is more than 4.

7. Attribute No 7: **Conduct of VACs**

All the faculties are satisfied with conduct of VACs as the cumulative score is more than 4.

8. Attribute No 8: Usefulness of curriculum to students for applying their knowledge to assess societal, health and safety issues

All the faculties are satisfied with usefulness of curriculum to students for applying their knowledge to assess societal, health and safety issues as the cumulative score is more than 4.

9. Attribute No 9: Infrastructure facilities for knowledge dissemination

All the faculties are satisfied with usefulness of infrastructure facilities for knowledge dissemination as the cumulative score is more than 3.

ALUMNI FEEDBACK ANALYSIS ON CURRICULUM

Link of feedback form:

<https://docs.google.com/forms/d/e/1FAIpQLSeYZJSYuj6ckP3D2Nih2H4TgKdthnnwynkD6j8t5xfn7GUn9w/viewform>

Total Responses: 176

Sr. No	Attributes	Poor (1)	Not Satisfactory (2)	Satisfactory (3)	Good (4)	Excellent (5)	Cumulative Average Score
1	Rate the relevance of syllabus to recent Industrial developments	5	31	56	54	30	3.4
2	Rate the relevance of curriculum with respect to your current Job profile	4	35	51	47	39	3.5
3	How well you have acquired knowledge, skills and abilities which helped you to cope up with advanced tools /simulators used in the industry?	6	26	64	32	48	3.5
4	Rate the relevance of skillset and knowledge acquired during final year project implementation.	8	15	58	39	56	3.7
5	Rate the usefulness of curriculum for applying your knowledge to assess societal, health and safety issues	3	12	81	29	51	3.6

Following inferences are drawn from the ratings given by alumni to above attributes.

Attribute No 1: Relevance of syllabus to recent Industrial developments

- Mean: 3.5
- Median: 4
- Standard Deviation: 0.7

As the cumulative score is more than 3, alumni found syllabus to recent Industrial developments.

Attribute No 2: Relevance of curriculum with respect to your current Job profile

- Mean: 3.5
- Median: 4
- Standard Deviation: 0.7

As the cumulative score is more than 3, the alumni found the relevance of curriculum with respect to their current Job profile

Attribute No 3: Acquired knowledge, skills and abilities which helped you to cope up with advanced tools /simulators used in the industry

- Mean: 3.5
- Median: 4
- Standard Deviation: 0.7

As the cumulative score is more than 3, alumni feel they have acquired knowledge, skills and abilities which helped you to cope up with advanced tools/simulators used in the industry.

Attribute No 4: Relevance of skillset and knowledge acquired during final year project implementation

- Mean: 3.6
- Median: 4
- Standard Deviation: 0.7

Most of the alumni are satisfied with relevance of skillset and knowledge acquired during final year project implementation.

Attribute No 5: Usefulness of curriculum for applying your knowledge to assess societal, health and safety issues

- Mean: 3.7
- Median: 4
- Standard Deviation: 0.7

Most of the alumni are satisfied with usefulness of curriculum for applying your knowledge to assess societal, health and safety issues.

EMPLOYER FEEDBACK ANALYSIS ON CURRICULUM

Total Responses: 12

Link of feedback :

https://docs.google.com/forms/d/e/1FAIpQLSdKg5Pbwpusvx_HAFXgINpAldxCGegoLfVvYSnZBoDRn8WGQ/viewform

Sr. No	Attributes	Poor (1)	Not Satisfactory (2)	Satisfactory (3)	Good (4)	Excellent (5)	Cumulative Average Score
1	Rate university syllabus to recent industrial developments	1	1	3	5	2	3.5
2	Rate the right mix of practical and theory into the syllabus	0	2	4	3	3	3.6
3	Industry experts invited in the institute	0	0	3	4	5	4.2
4	Institute efforts to bridge gap between academia and industry	0	0	4	3	5	4.1

Following inferences are drawn from the ratings given by Employer to above attributes.

1. Attribute No 1: University syllabus to recent industrial developments

- Mean: 3.5
- Median: 4
- Standard Deviation: 0.7

Mean is above 3 which suggests that most of the employers are satisfied with university syllabus to recent industrial developments.

2. Attribute No 2: Mix of practical and theory into the syllabus

- Mean: 3.6
- Median: 4
- Standard Deviation: 0.7

The mean is above 3 that signifies that, good number of employers are satisfied with mix of practical and theory into the syllabus.

3. Attribute No 3: Industry experts invited in the institute

- Mean: 4.2
- Median: 4
- Standard Deviation: 0.4

Mean is above 4, which indicates that most of the employers are satisfied with Institute's practice of inviting Industry experts to the institute for effective curriculum delivery.

4. Attribute No 4: Institute efforts to bridge gap between academia and industry

- Mean: 4.1
- Median: 4
- Standard Deviation: 0.75

Mean is above 4 that indicates all the employers are satisfied with Institute efforts to bridge gap between academia and industry.



A handwritten signature in blue ink, appearing to read "R. Kelke".

Principal